

Want to increase readership of your dissertation? Here's how!

Options:

1. Upload to ProQuest
2. Upload to NSUWorks
3. Upload to ProQuest and NSUWorks (**This option is highly recommended!**)

Benefits of ProQuest:

- Use by those who have personal or institutional access to the subscription database of ProQuest – generally academic usage
- Permanent storage and hosting
- Embargo options*
- Creative Commons license options

Benefits of NSUWorks:

- Access for anyone, anywhere in the world – no subscription pay wall
- Monthly email on download count and map of locations it is accessed globally
- Permanent storage and hosting
- Embargo options
- Creative Commons license options

ProQuest

Submitting to ProQuest is easy and **includes automatic inclusion in NSUWorks** as an option. Go here:

<http://www.etdadmin.com/novaed>

Resources and guides to using ProQuest submission can be found here:

<http://www.etdadmin.com/cgi-bin/main/resources?siteId=691>

There is a section for including your dissertation in the NSU institutional repository where you can check off a box. Once the dissertation is submitted to ProQuest, NSUWorks staff will receive a copy and be able to post your dissertation in the NSU repository as well.

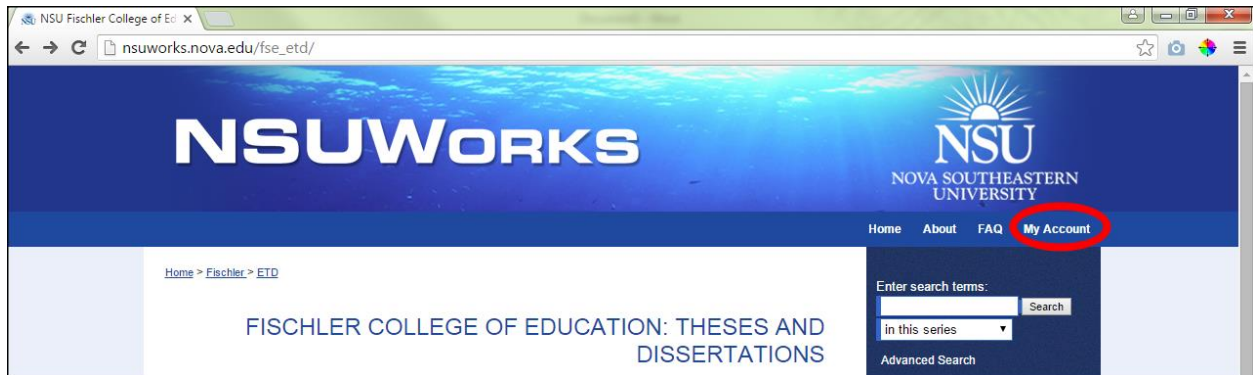
(*) Restricting access to the dissertation's full-text. An embargo may be an option for authors aiming to publish their work, or to protect sensitive information. Despite the embargo, the dissertation citation and abstract would still be available.

NSUWorks

To submit solely to NSUWorks, go here:

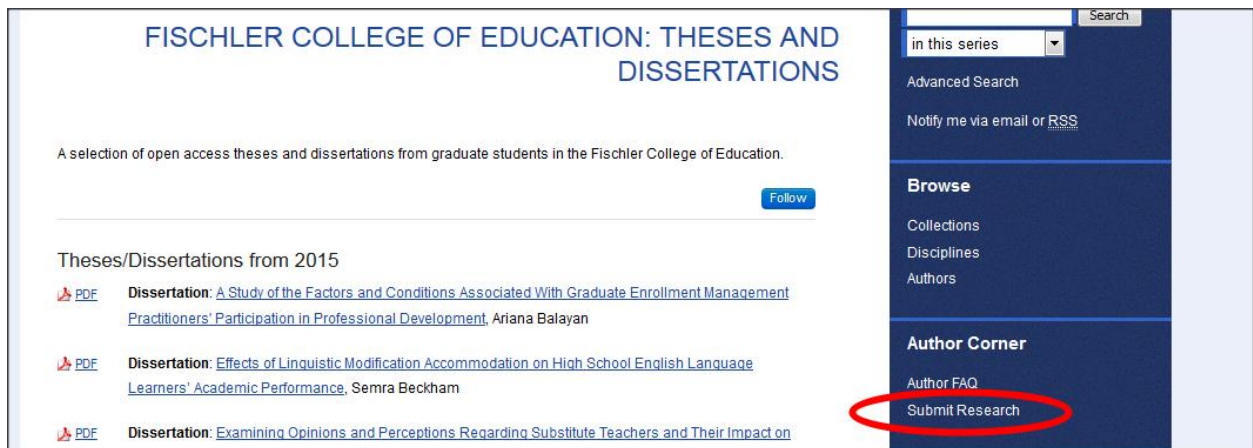
http://nsuworks.nova.edu/fse_etd/

Sign in using the “My Account” link in the upper right hand side:



If you do not have an account already you can easily create one by clicking on that link and following instructions.

Once you have an account, you can click on the “Submit Research” link in the right hand sidebar:



The first screen you will see is a Submission and Author Agreement form. Please read the instructions and the agreement carefully and check the box at the bottom before clicking “Continue”.

Please check this if you agree to the above terms.

The next page is the Submission Form. You will add information such as the Title of your dissertation, the date you were awarded your degree, select an Embargo Period if needed, etc. Please see below for the full Submission Form including all fields you will fill out during upload.

FISCHLER COLLEGE OF EDUCATION: THESES AND DISSERTATIONS

REQUIRED Title



Please enter the title using Headline Capitalization. It should be entered exactly as it appears in the manuscript of your dissertation or thesis.

Dissertation/Thesis Title

REQUIRED Author

Search For An Author Using: Last Name, First Name, or Institution

1	Email	First	Middle	Last	Suffix, Institution
<input type="text"/>	<input type="text"/>	<input type="text"/>	<input type="text"/>	<input type="text"/>	<input type="text"/>

REQUIRED Date of Award

Season	Month	Day	Year
--	--	--	

REQUIRED Embargo Period

If an Embargo is necessary, select the length of time you would like your Dissertation/Thesis to be placed under Embargo.

Embargo Expiration
No Embargo Required

REQUIRED Document Type

Choose between either "Thesis" or "Dissertation" depending on your format.

Document Type:
Thesis

REQUIRED Degree Name

Name of the degree associated with the work as it appears within the work. (example: Doctor of Education, EdD)

Degree Name:
<-- Please Select One -->

REQUIRED Department

Choose "Abraham S. Fischler College of Education".

Department:
Abraham S. Fischler College of Education

REQUIRED Advisor

First Advisor:

Committee Member

Second Advisor:

Committee Member

Third Advisor:

Keywords

Please enter up to 6 keywords or phrases, separated by commas. To enhance the indexing and retrieval of your dissertation or thesis, you may add up to six keyword descriptors. These will help identify and classify your thesis or dissertation, for example, geographical locations or scientific names not mentioned in your title or abstract might be listed.

Keywords:

Subject Categories


Please select the subject category that best fits your Dissertation/Thesis. Subject Categories will help the indexing of your dissertation or thesis and the eventual retrieval of it by interested parties. Click [here](#) to view the complete list of disciplines.

Available:	Selected:
<ul style="list-style-type: none"><input type="checkbox"/> Architecture<input type="checkbox"/> Arts and Humanities<input type="checkbox"/> Business<input type="checkbox"/> Education<input type="checkbox"/> Engineering<input type="checkbox"/> Law<input type="checkbox"/> Life Sciences<input type="checkbox"/> Medicine and Health Sciences<input type="checkbox"/> Physical Sciences and Mathematics<input type="checkbox"/> Social and Behavioral Sciences	<ul style="list-style-type: none"><input checked="" type="checkbox"/> Education

Required Abstract

Learn how your abstract can [improve the discover](#) of your article in Google and Google Scholar.


Paste or Type Abstract:



Comments

Additional text to be displayed on index page.

Comments:



Creative Commons License

Select a [Creative Commons License](#). To learn more about Creative Commons Licenses, click the link.

None

Required Upload Full Text

To locate your file: Click the Browse button to locate your manuscript on your computer.

- Full text of submission:
- Upload file from your computer
 - Import file from remote site

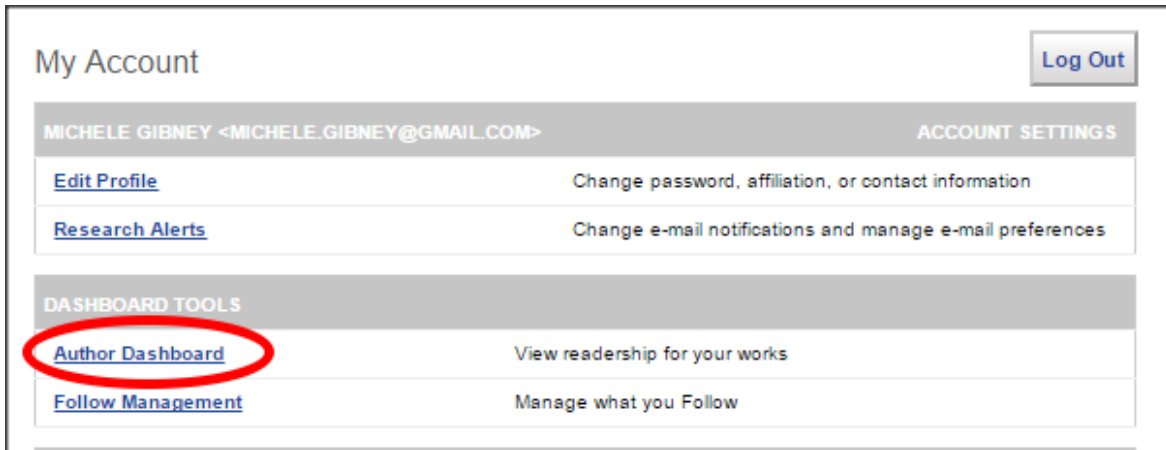
Additional Files

Please check this if you'd like to add additional files

This may take a while. Please only click once.

Make sure you click “Submit” at the end!

Staff at the Alvin Sherman Library and the Fischler College of Education will approve the submission in NSUWorks and post it live. You will receive an email notification alerting you to your dissertation being made available online. At the email address used during submission, you will receive an email notification every month on your download statistics. You can also log in to your My Account page at any time and view your download statistics on your “Author Dashboard”:



Here is a glimpse of what that can look like:



You can adjust the map for the last “30 days” or “All time” with the buttons on the upper right. If you have more than one item in NSUWorks you can also adjust to show All Works or individual works using the drop down list at the top. Finally, you can zoom in on the map to see the cities where your work was downloaded and, in some cases, the institutions in those cities.

If you have any questions about uploading to NSUWorks, please feel free to contact the NSUWorks staff at nsuworks@nova.edu or (954) 262-4641.