

Nova Southeastern University
Abraham S. Fischler College of Education and School of Criminal Justice
Initial Teacher Preparation Program – 2022-2023 Employer Satisfaction Survey Results

Thirty-five (35) Employer Satisfaction Surveys were emailed to principals of NSU Initial Teacher Preparation program completers, who graduated in the academic years 2018-2019, 2019-2020, 2020-2021, and 2021-2022. The overall response rate was 37% (13/35). The Employer Satisfaction Survey response rate by program is listed below (see Table 1).

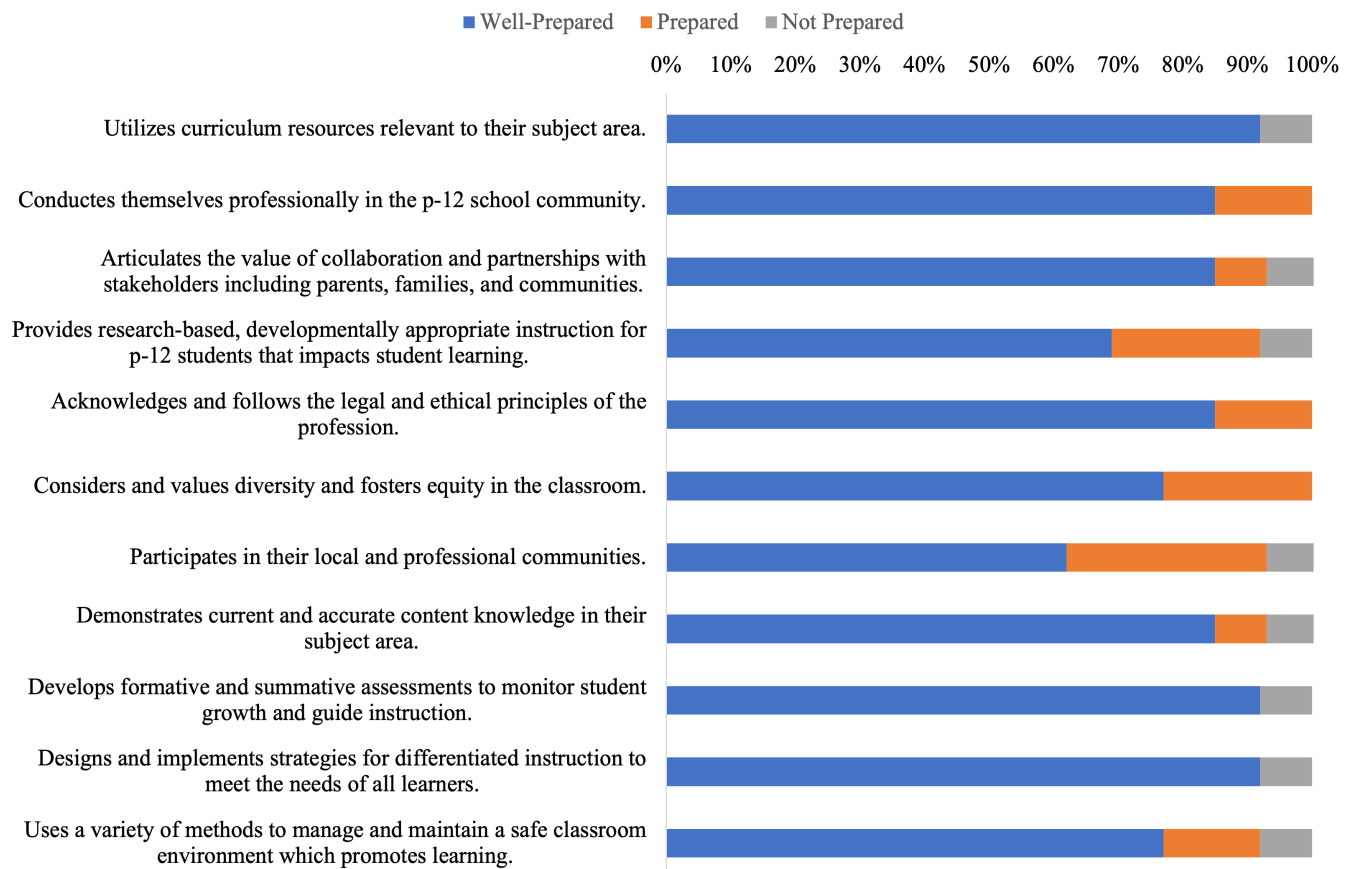
Table 1
Overall Employer Satisfaction Survey response rate by program for 2018-2019, 2019-2020, 2020-2021, and 2021-2022 completers

Degree Program	Number of Employers Surveyed	Number of Survey Responses	Survey Response Rate
BS in Elementary Education – ESOL/Reading Endorsement	23	9	39%
BS in Exceptional Student Education – ESOL Endorsement	6	1	17%
BS in Secondary Biology Education	1	1	100%
BS in Secondary English Education – ESOL Endorsement	0	0	-
BS in Secondary Mathematics Education	1	1	100%
BS in Secondary Social Studies Education	4	1	25%

3. Based on the performance of the NSU graduate (teacher), please indicate whether the teacher is well prepared, prepared, or not prepared within each of the following areas.

Figure 1.

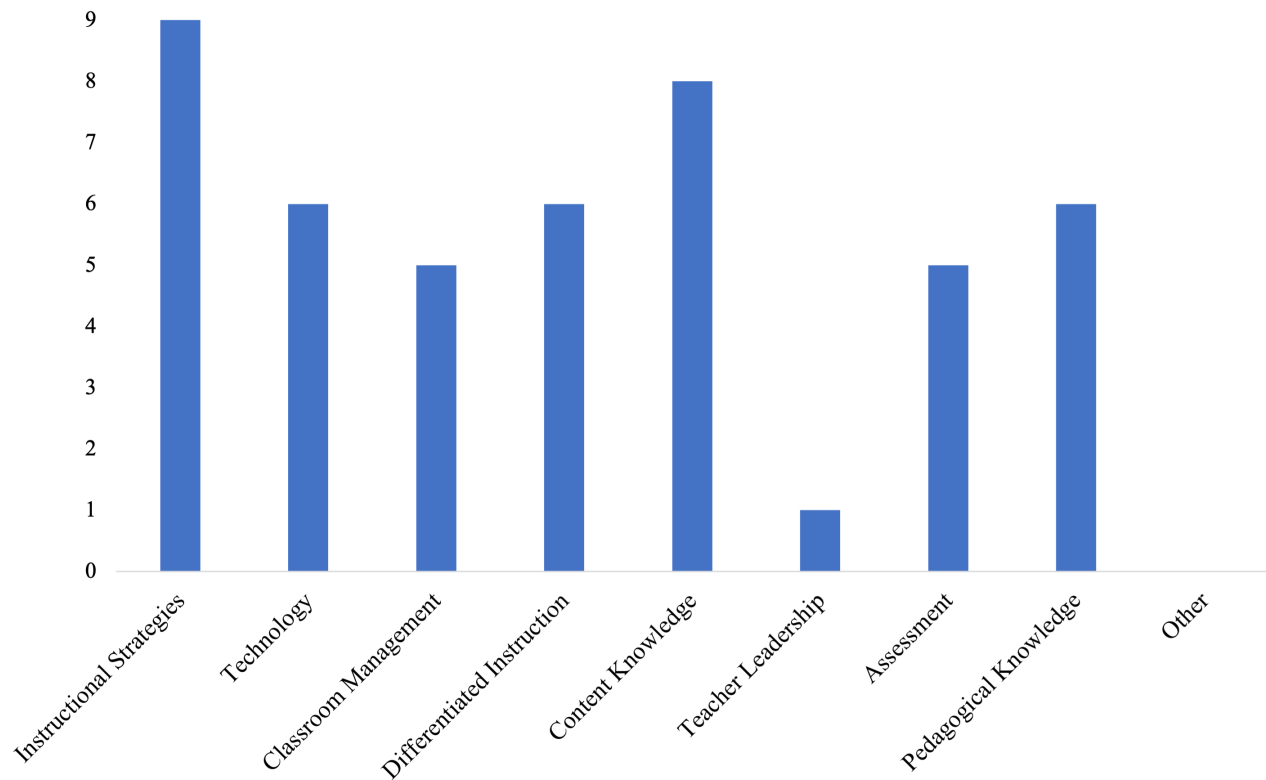
Percentage of employers responding with well-prepared, prepared, or not prepared on the following items within question 3 (n = 13)



4. Based on the performance of the NSU graduate (teacher), which of the following do you believe may be strengths of NSU's teacher preparation program? (select all that apply)

Figure 2.

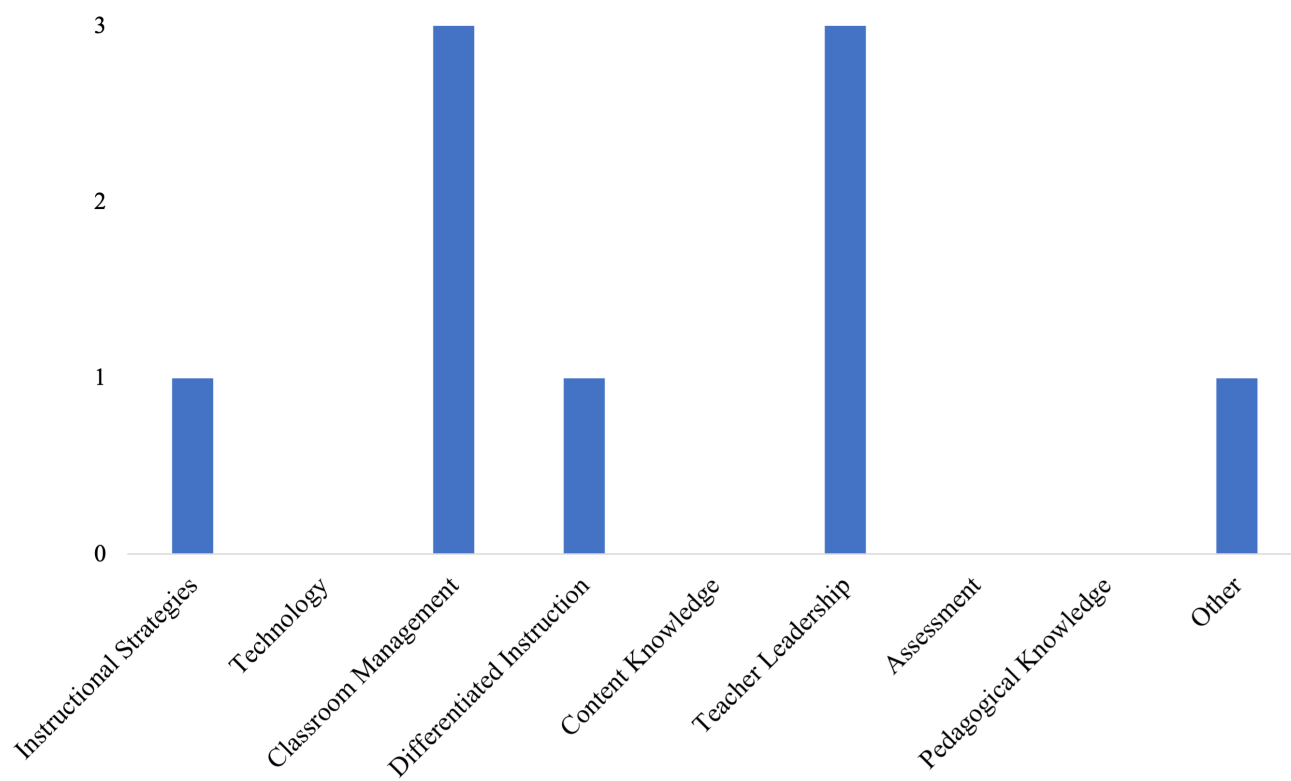
Number of respondents (employers) selecting each area as a strength (n = 13)



5. Based on the performance of the NSU graduate (teacher), which of the following do you believe may be areas of weakness for NSU's teacher preparation program? (select all that apply)

Figure 3.

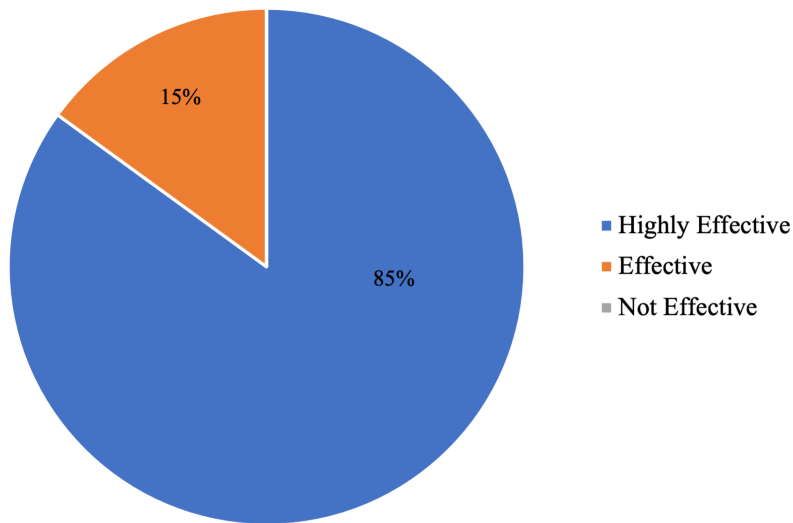
Number of respondents (employers) selecting each area as a weakness (n = 13)



6. Overall, how effective do you feel NSU's teacher preparation program was in preparing the teacher employed at your school for his/her teaching role in the classroom?

Figure 4.

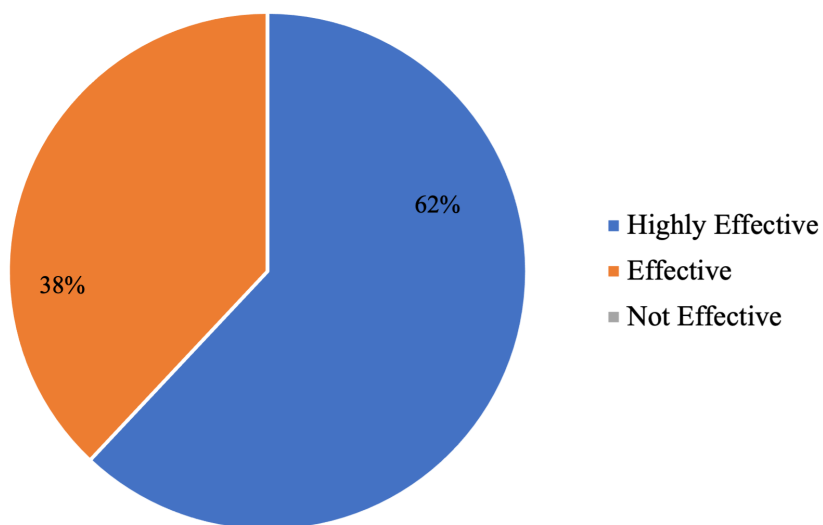
Percentage of employers responding with highly effective, effective, or not effective on item 6 (n = 13)



7. Please indicate how effective NSU has been in responding to the needs of school districts.

Figure 5.

Percentage of employers responding with highly effective, effective, or not effective on item 7 (n = 13)

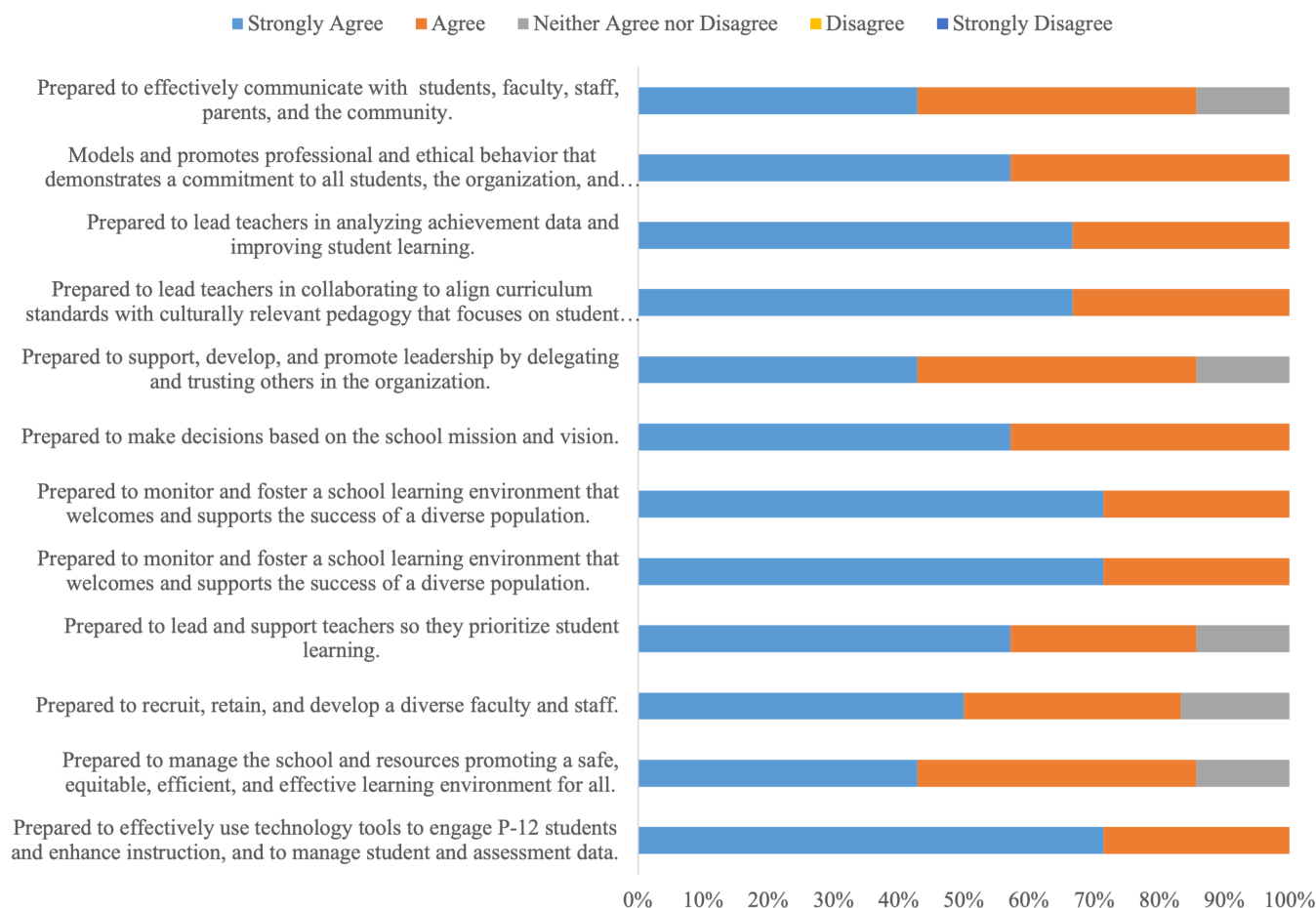


Nova Southeastern University
Abraham S. Fischler College of Education and School of Criminal Justice
Educational Leadership Program – 2022-2023 Employer Satisfaction Survey Results

Sixty-seven (67) Employer Satisfaction Surveys were emailed to supervisors of NSU Educational Leadership program completers, who graduated in the academic years 2019-2020, 2020-2021, and 2021-2022. The overall response rate was 16% (11/67). The Employer Satisfaction Survey results are listed below.

3. Based on the performance of the NSU graduate (teacher or school administrator), please indicate your level of agreement with the following statements

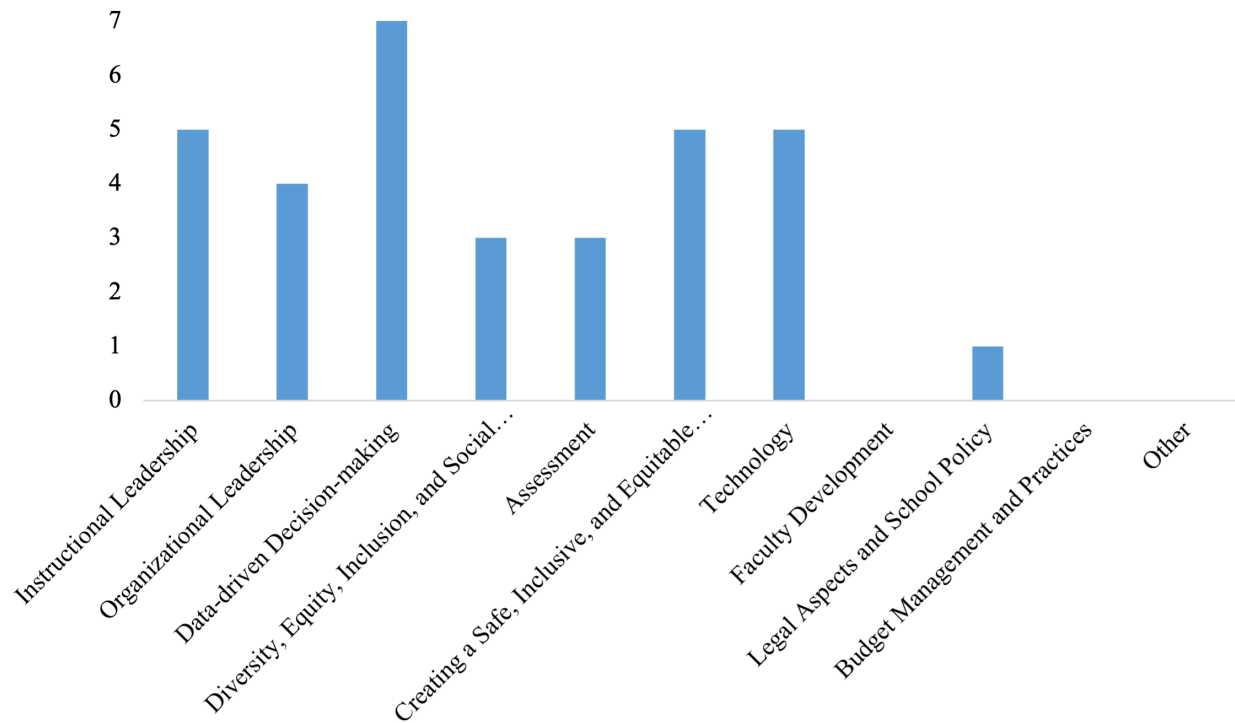
Figure 1.
Percentage of employers responding with their level of agreement on the following items within question 3 (n = 11)



4. Based on the performance of the NSU graduate (teacher or school administrator), which of the following do you believe may be strengths of NSU's Educational Leadership program? (select all that apply)

Figure 2.

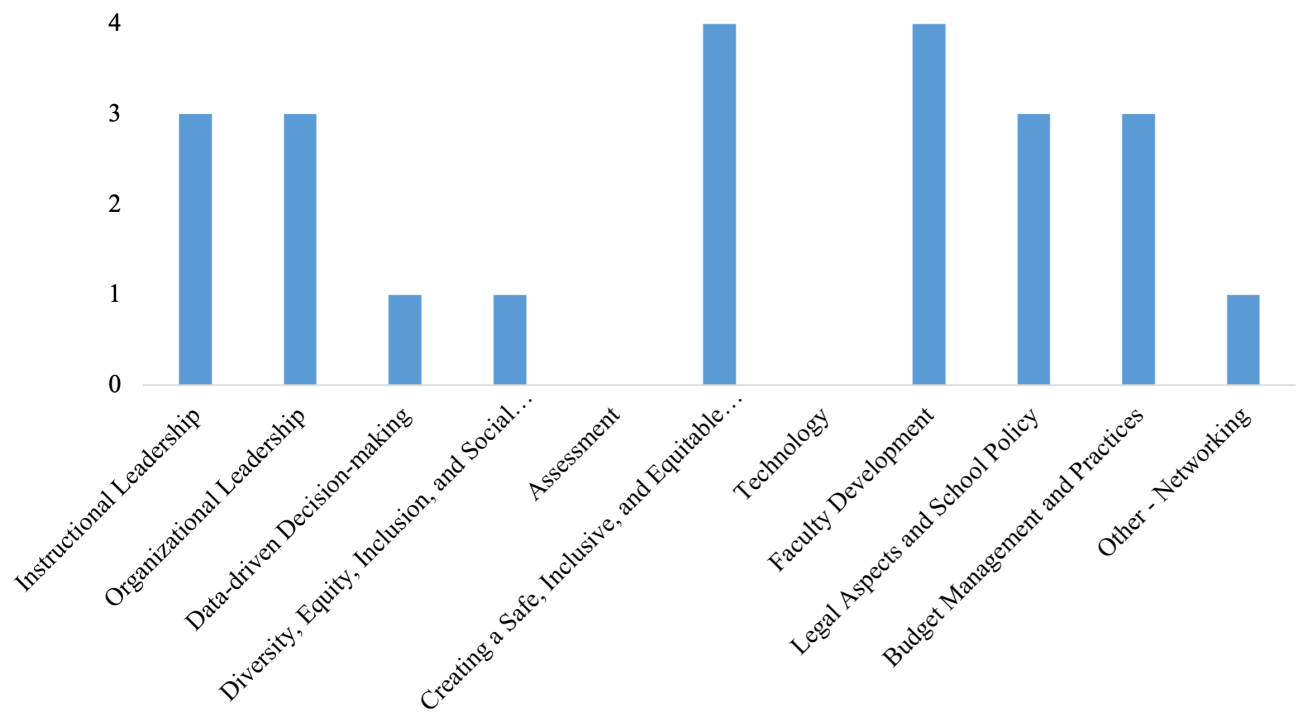
Number of respondents (employers) selecting each area as a strength (n = 11)



5. Based on the performance of the NSU graduate (teacher or school administrator), which of the following do you believe may be areas for growth for NSU's Educational Leadership program? (select all that apply)

Figure 3.

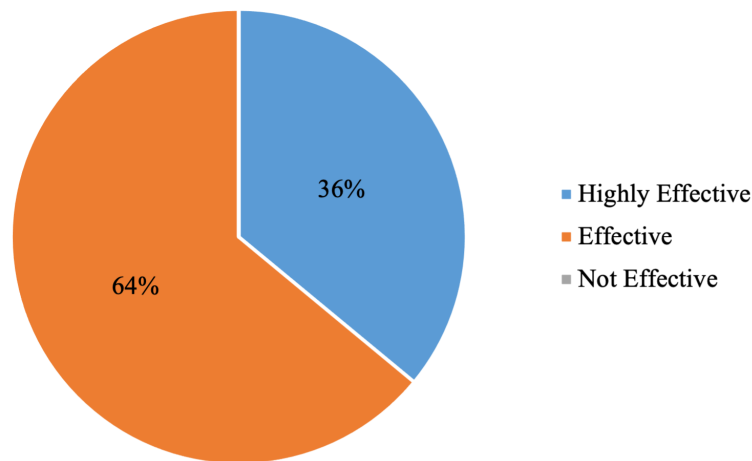
Number of respondents (employers) selecting each area as a weakness (n = 11)



6. Overall, how effective do you feel NSU's Educational Leadership program was in preparing the teacher or school administrator to be an educational leader?

Figure 4.

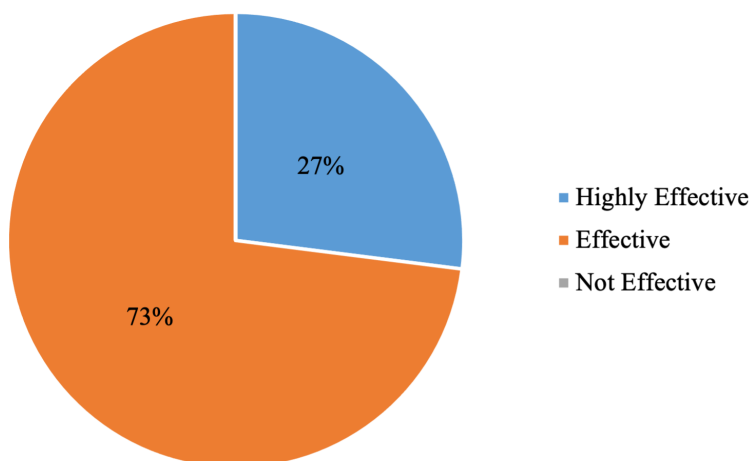
Percentage of employers responding with highly effective, effective, or not effective on item 6 (n = 11)



7. Please indicate how effective NSU has been in responding to the needs of your school district.

Figure 5.

Percentage of employers responding with highly effective, effective, or not effective on item 7 (n = 11)



9. Is there something we can do to better support you and aspiring educational leaders in your district? If so, please explain.

Responses: 1

"I would suggest opportunities for aspiring educational leaders to get "hands-on" opportunities in urban schools - Internships."