

Nova Southeastern University
 Abraham S. Fischler College of Education and School of Criminal Justice
 Initial Teacher Preparation Program - Completer Satisfaction Survey

2018-2019

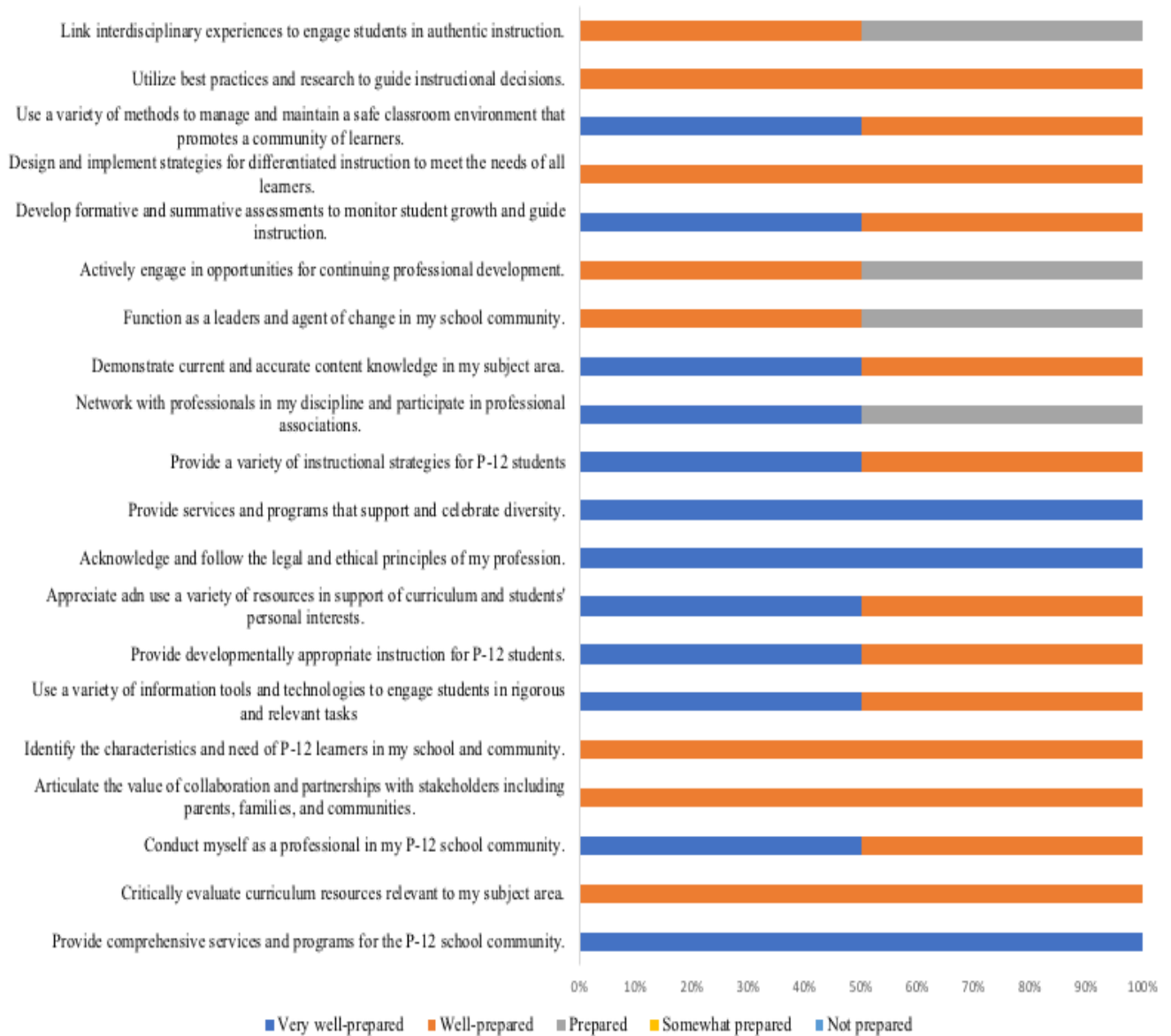
Degree Program	Number of Graduates	Number of Survey Responses	Survey Response Rate
BS in Elementary Education – ESOL/Reading Endorsement	6	2	33%
BS in Exceptional Student Education – ESOL Endorsement	2	0	0%
BS in Secondary Biology Education	0	0	0%
BS in Secondary English Education – ESOL Endorsement	0	0	0%
BS in Secondary Mathematics Education	0	0	0%
BS in Secondary Social Studies Education	0	0	0%
MS in Reading	0	0	0%

Completer satisfaction survey results reported below reflect the BS in Elementary Education – ESOL/Reading Endorsement only.

3. Based on your experiences in the program, please indicate how prepared you feel in each of the following areas.

Figure 1.

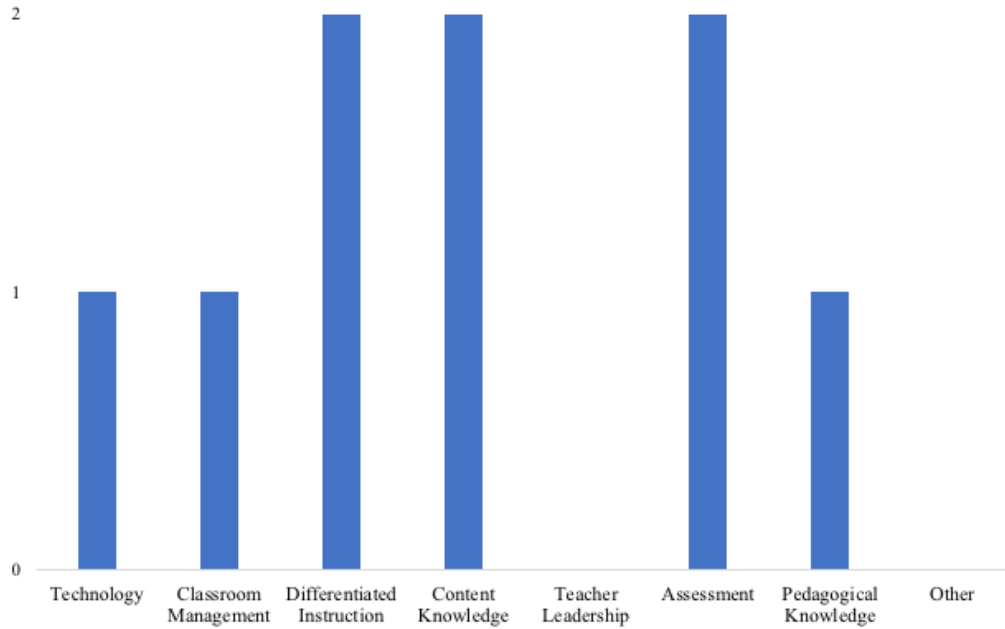
Percentage of completers responding with very well-prepared, well-prepared, prepared, somewhat prepared, or not prepared on the following items within question 3 (n = 2)



4. Please select the following areas which you felt were strengths of your program. (select all that apply)

Figure 2.

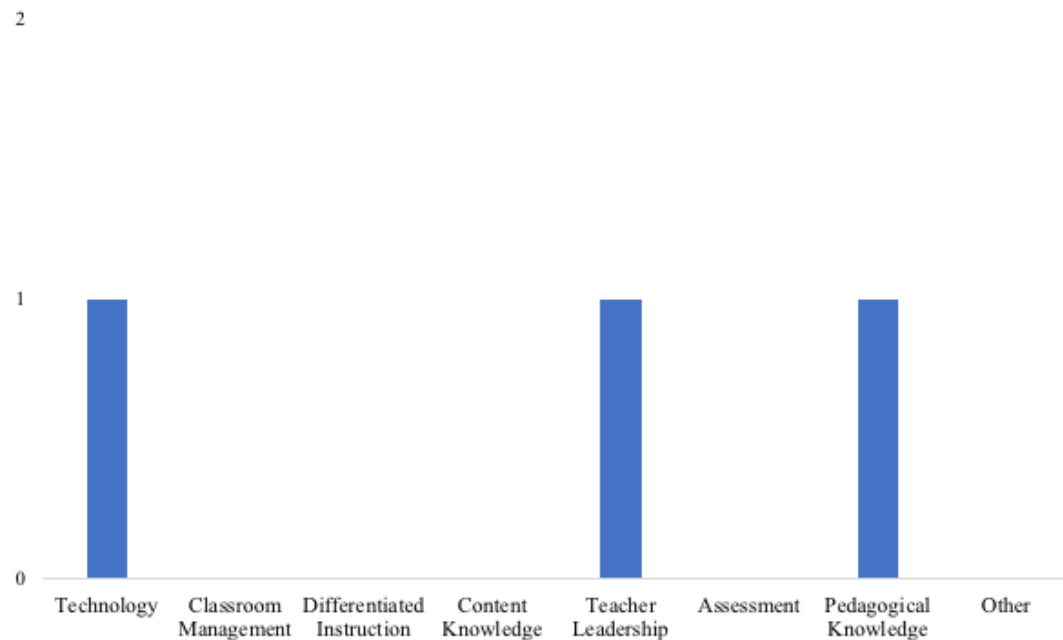
Number of respondents (completers) selecting each area as a strength (n = 2)



5. Please select the following areas which you felt were weaknesses of your program. (select all that apply)

Figure 3.

Number of respondents (completers) selecting each area as a weakness (n = 2)



6. Overall, how effective was your NSU teacher preparation program in preparing you for your current job?

Figure 4.

Percentage of completers responding with highly effective, effective, or not effective on item 6 (n = 2)

